



## PORTO CORNER SOFA

### TECHNICAL SPECIFICATIONS

Norde

Designed by  
*Norde Design Studio*

INTERIOR STRUCTURE BEECH HARDWOOD FRAME AND ELASTIC COLUMN

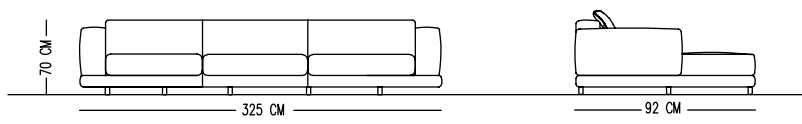
SEAT CUSHION HR FOAM

BACK HR FOAM

UPHOLSTERY TIGHT

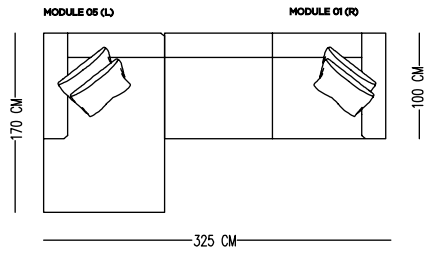
MAINTENANCE ALL DECORATIVE CUSHIONS ARE GOOSE DOWN AND SILICON MIX, QUANTITY AND DIMENSIONS ARE AS PER TECHNICAL DRAWINGS. STANDART WITH 4 CUSHIONS 60\*60

We recommend shaking and fluffing-up the cushions regularly to maintain the shape. This should be done after removing the cushions from the structure for improved air circulation. For maintenance of fabric and leather, please contact your retailer.



## STANDARDS

CORNER SOFA - 325 CM



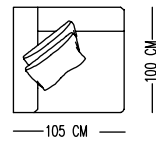
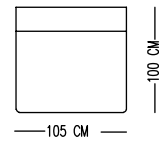
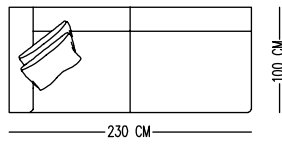
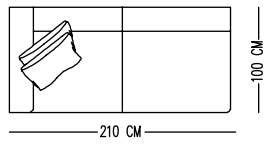
## MODULES

MODULE 01 (L-R)

MODULE 02 (L-R)

MODULE 03

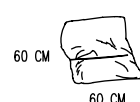
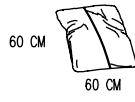
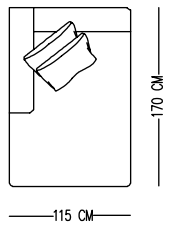
MODULE 04 (L-R)



MODULE 05 (L-R)

CUSHION 01

CUSHION 02



Catalog product-fabric

Catalog product-Legs

N-B39/Linen  
2134

Black Painted Metal

Alternative fabric  
Linen and Boucle