



## G.60 SOFA

**Norde**

Designed by  
*S. Glustine*

### TECHNICAL SPECIFICATIONS

INTERIOR STRUCTURE BEECH HARDWOOD FRAME AND ZIGZAG BOW

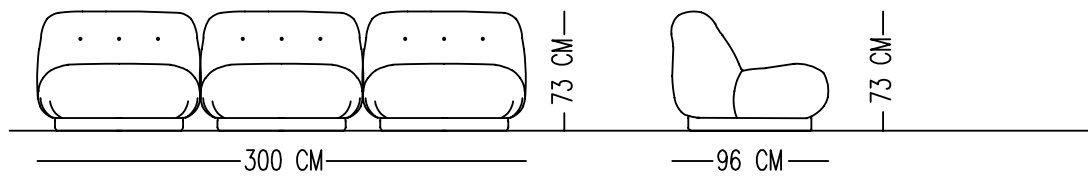
SEAT CUSHION HR FOAM

BACK HR FOAM

UPHOLSTERY TIGHT

MAINTENANCE ALL DECORATIVE CUSHIONS ARE GOOSE DOWN AND SILICON MIX, QUANTITY AND DIMENSIONS ARE AS PER TECHNICAL.

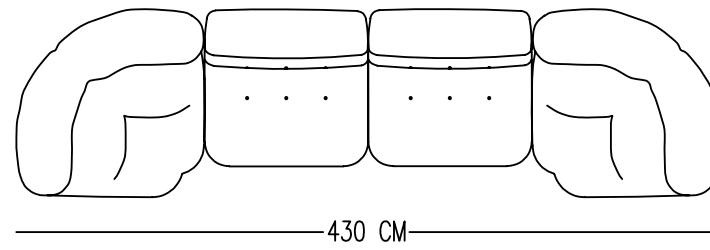
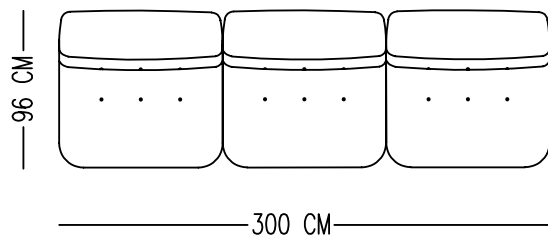
We recommend shaking and fluffing-up the cushions regularly to maintain the shape. This should be done after removing the cushions from the structure for improved air circulation. For maintenance of fabric and leather, please contact your retailer.



## STANDARDS

SOFA - 300 CM

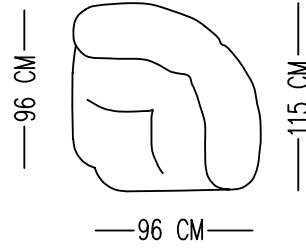
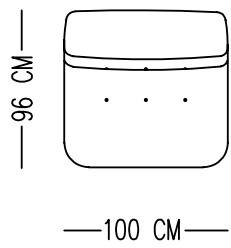
SOFA - 430 CM



## MODULES

MODULE 01

MODULE 02 (L-R)



Catalog product-fabric

Pisa 05

Catalog product-Legs

Fabric Covering

Alternative fabric  
Pisa teddy fabric