



FRAME CORNER SOFA

Norde

TECHNICAL SPECIFICATIONS

Designed by
Norde Design Studio

INTERIOR STRUCTURE BEECH HARDWOOD FRAME AND ZIGZAG BOW

SEAT CUSHION HR FOAM

BACK HR FOAM

UPHOLSTERY TIGHT

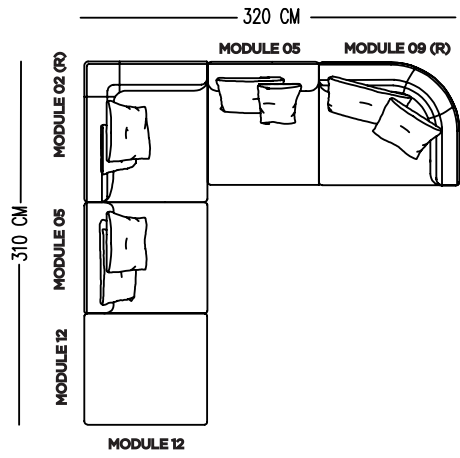
MAINTENANCE ALL DECORATIVE CUSHIONS ARE GOOSE DOWN AND SILICON MIX, QUANTITY AND DIMENSIONS ARE AS PER TECHNICAL DRAWINGS. STANDART WITH 6 CUSHIONS 55*55.

We recommend shaking and fluffing-up the cushions regularly to maintain the shape. This should be done after removing the cushions from the structure for improved air circulation. For maintenance of fabric and leather, please contact your retailer.

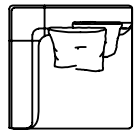


STANDARDS

CORNER SOFA - 1

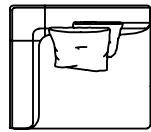


MODULE 01 (L-R)



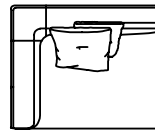
—105 CM—

MODULE 02 (L-R)



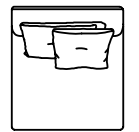
—120 CM—

MODULE 03 (L-R)




—140 CM—

MODULE 04 (L-R)



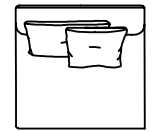
—95 CM—

MODULE 05



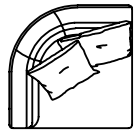
—102 CM—

MODULE 06



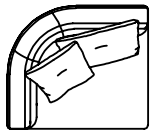
—110 CM—

MODULE 07



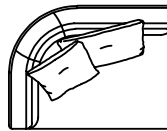
—105 CM—

MODULE 08 (L-R)




—120 CM—

MODULE 09 (L-R)



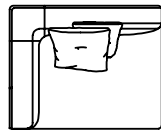
—140 CM—

MODULE 10 (L-R)



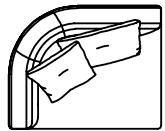
—95 CM—

MODULE 11 (L-R)



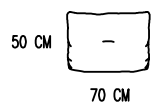
—130 CM—

MODULE 12



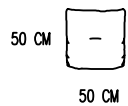
—130 CM—

CUSHION 01



70 CM

CUSHION 02



50 CM

Catalog product-fabric

N-B11/Linen
2103

Catalog product-Legs

Hidden Leg

Alternative fabric
Linen, Boucle and Nubuck